

TRADESPHERE

Collaborative Platform: Working with the Message Catalog

VASTERA

IBM WebSphere[®] Application Server
Advanced Edition
128-bit Encryption
for Multiplatforms



Copyright

Copyright ©2002 Vastera, Inc.

All rights reserved in all countries. No part of this guide may be reproduced by any means, be it transmitted, transcribed, photocopied, stored in a retrieval system, or translated into any language in any form, without the written permission of Vastera, Inc.

“Your use of the software code or other materials contained herein is conditioned upon your acceptance of and agreement to the license agreements contained in this package. All third party software code and other materials contained herein is authorized for its intended use with Vastera’s software and all other uses are prohibited. By installing or using the software code and other materials contained herein, you are indicating your acceptance of and agreement to these license agreements.” Please refer to the LI_en.txt file on your CD for additional licensing information.

© Copyright IBM Corporation, 1998, 2000 *All Rights Reserved.*

IBM, the IBM logo, AIX, SecureWay and WebSphere are trademarks or registered trademarks of IBM Corp. in the U.S., other countries or both. Java and all Java-based trademarks are trademarks of Sun Microsystems, Inc. in the U.S., other countries or both. Windows is a trademark of Microsoft Corp. in the U.S., other countries or both. Other marks are the property of their respective owners. U.S. Government Users Restricted Rights. Use, duplication, or disclosure restricted by GSA ADP Schedule Contract with IBM Corp. Includes RSA BSAFE cryptographic or security protocol software from RSA security Licensed materials – property of IBM and others.



Trademarks

Vastera® is a registered trademark of Vastera, Inc.

Broker Verification, Consolidated Rated Invoice, DataMap Architect, Delivery Station, Detection and Verification, Document Architect, Export Determination, Extension Engine, Global eContent, Global Passport, Global Trade Management, Global Trade Value Chain, HS Loader, HS Lookup, Import Determination, Landed Cost Calculator, Powered by Vastera, Product Analysis, Restricted Party Screening, Reverse Flow Director, SmartMap, SmartMethods, TradePrism, TradeSphere, TradeSphere Broker, TradeSphere Classifier, TradeSphere Collaborative Platform, TradeSphere Customs Manager, TradeSphere Duty Manager, TradeSphere Event Manager, TradeSphere Exporter, TradeSphere Exporter-ITAR, TradeSphere Finance, TradeSphere Importer, TradeSphere Logistics, TradeSphere WebKit, and Web Architect are trademarks of Vastera, Inc.

Forté® Application Environment™ is a trademark of Forté® Software Inc., All rights reserved. FAXFX Software is a trademark of Optio Software. PowerShip is a trademark of FedEx®, Inc. Oracle is a trademark of Oracle Corporation. Microsoft, Windows, NT, Internet Explorer are trademarks of Microsoft, Inc. Xprinter is a trademark of Bristol Technology, Inc. HP UNIX is a trademark of Hewlett Packard, Inc.

WebSphere, MQSeries, and AIX are trademarks of IBM®, Inc.

Java Runtime Environment and Solaris are trademarks of Sun Microsystems, Inc.

All other trademarks and copyrights are the exclusive property of their respective holders.

Software Copyright Notice

Your license agreement authorizes the conditions under which copies of TradeSphere™ software can be made and the restrictions imposed on the computer system on which they may be used. Any unauthorized duplication or use of this software product, in whole or in part, in any manner, be it in print or in any storage-and-retrieval system, is forbidden.

TradeSphere™ R7 Collaborative Platform v1.0

Table of Contents

Summary	1
Message Catalog Maintenance.....	2
MESSAGE CATALOG WINDOW	2
Accessing the Message Catalog Window	2
Message Catalog Window Contents	3
Changing a Message from an Error to a Warning.....	7
ARCHIVING/RESTORING MESSAGES.....	7
Archiving Messages.....	7
Restoring Messages	8
STORAGE REQUIREMENTS BY MESSAGE TYPE.....	8
Message Type and Associated Val Status.....	8
Required Fields: All Message Types	8
Detailed Message Catalog Input Descriptions/Samples	9
Standard Alert Messages – Errors and Warnings.....	9
Standard Link To Field Routine-Generated Messages – Errors and Warnings.....	10
Appendix A – Troubleshooting.....	12
Appendix B – Trackers/Version.....	13
Index	14

Summary

The *Working with the Message Catalog* document describes how to manage the message catalog content for standard messages displayed within the TradeSphere™ applications.

Message Catalog Maintenance

The message catalog contains all messages (errors, warnings, etc.) displayed within the TradeSphere applications. These are the messages displayed in windows, as well as used in the results for various system routines, such as Export Determination, Product Analysis, Qualification, Entry Creation, etc. The message text is stored by locale allowing the messages to be internationalized. This document describes how to manage the message catalog content for standard messages.



Note: Vastera does not support external modifications to standard messages shipped with its applications. If your implementation requires changes to these standard messages, please contact your Client Manager.

MESSAGE CATALOG WINDOW

Accessing the Message Catalog Window

The Message Catalog Window is used to maintain the messages used by the applications. In order to use this window, the System Administrator must add the menu resource to the application using the following steps:

1. Log in using the TSADMIN user ID.
2. Open Menu Administration by selecting *Access Administration > Menu*.
3. Select "TS_ADMIN" from the **Available Menus** drop-down list.
4. Highlight TS_NOTIFICATIONS (Notifications) in the list box.
5. Ensure that the **Insert Relation** is set to **Sibling** and the **Insert Policy** is set to **Before**.
6. Click *Create* (near the bottom of the window) to add the menu item using these values:

Name: TS_MESSAGE_CATALOG

Label: Message Catalog


Description: Message Catalog

Resource: internal/html/TS_MSG_NONE/ErrorMessages-InternalwindowsContainer.html

7. Click *OK*.
8. Click *Save*.




Message Catalog Window Contents



The following table describes the values that can be entered in the Message Catalog window.

 **Note:** The contents of the Sample Data column below may not apply in all cases or to all TradeSphere applications. The sample data used below was modeled after a TradeSphere Broker-US message.

Field Name	Field Description	Instructions for Use	Sample Data
Set ID	Specifies the set that a message belongs to.	Required. Usually there are only a few Set IDs per application. Common messages (used across applications) will have a unique Set ID .	50000
Message ID	ID associated with a message.	Required. The Message ID must be unique within a Set ID .	342
HTML Page	Used for special message handling where the message is linked to a particular window and field. Contains the HTML page name.	Conditional. Should exist if message will link to a particular table and field.	VasteraItemsWindow.html
Val Status	Indicates whether the validation is a failure or a warning.	Conditional. Should exist if the message behavior changes by type.	ERROR_LINK
Table Name	Used for special message handling where the message is linked to a particular window and field. Contains the Table name associated with widget name.	Conditional. Should exist if the message will link to a particular table and field. This table is not necessarily the actual database table name.	ems_ent_ci_itm

Field Name	Field Description	Instructions for Use	Sample Data
HTML Table Name	Used for special message handling where the message is linked to a particular window and field. Contains the HTML table name.	Conditional. Not currently used.	
Widget Name	Used for special message handling where the message is linked to a particular window and field. Contains the widget name, usually a field name.	Conditional. Should exist if the message will link to a particular table and field. This name is not necessarily the actual database field.	alt_spi
Window Page	Used for special message handling where the message is linked to a particular window and field. Contains URL information.	Conditional. Should exist if message handling can require moving from one page to another.	
Alternate Msg Id /Text	Alternate Message ID or message text.	Should exist if the message is associated with another message or if there is other message text that should be associated with this value. <ul style="list-style-type: none"> In TradeSphere Broker-US, this contains alternate message IDs for Entry, Border Cargo Release, and Cargo Release validations. For TradeSphere Duty Manager, this contains alternate text associated with another Message Catalog. 	456

Field Name	Field Description	Instructions for Use	Sample Data
Alternate Msg Indicator 1	Contains one indicator associated with the message.	<p>Conditional. Should exist if the message requires an additional indicator.</p> <p> Note:</p> <p>In Duty Manager, this is used as a filter criterion to retrieve Bill of Materials with a particular message.</p>	
Msg Location	Contains a description of the location of error.	Optional. Used for informational purposes only to provide the window page/screen label associated with an error condition.	Main/Importer
Msg Category	Contains the message category (informational only).	Required. The general category to which this message is associated.	EntrySummaryCargoRel
Msg Condition	Contains the description of the message condition.	<p>Optional. Used for informational purposes to describe the error condition.</p> <p> Warning:</p> <p>This information may be incomplete or incorrect.</p>	<p>Importer ID is missing or in invalid. (Mandatory field)</p> <p>Parameters:</p> <p>>Screen label for Importer ID</p> <p>>Contents of Importer ID field</p>
Fix Table	String representation of a table that is critical to fixing this error. This is designed for use by an external system and there is no window context.	<p>Should exist if the message is linked to a particular table and field.</p> <p> Note:</p> <p>This table is the actual database table.</p>	ems_ent_ptnr

Field Name	Field Description	Instructions for Use	Sample Data
Fix Field	String representation of a field that is critical to fixing this error. This is designed for use by an external system and there is no window context.	Should exist if the message is linked to a particular table and field.  Note: This field is the actual database field.	ptnr_id
Language Code	Language code that indicates the language in which the text of the message will be displayed.	Required. Must use the standard locale codes.	en_us
Message	The actual message text, with parameters if appropriate.	Required. This is the message text with parameters.	ERROR: Main: %1 (%2) is missing or invalid. This is a mandatory field. Enter a valid Importer or use the pop-up to select one.
Message Abbreviation	The short version of the message that does not contain parameters.	Optional. Should exist if it is necessary to roll up the message for presentation of sum of all errors (this will be the text displayed).  Note: Not currently used by the Broker-US application.	
Created By	User who created the message.	This value is automatically assigned.	user123
Date	Date the message was created.	This value is automatically assigned.	3/3/1998 1:25:00 PM
Last Modified By	User who last modified the message.	This value is automatically assigned.	user123
Date	Date the message was last modified.	This value is automatically assigned.	3/3/1998 1:25:00 PM

Changing a Message from an Error to a Warning

To change the type of message from Error to Warning or from Warning to Error, perform the following steps:

1. Open the Message Catalog window.
2. Retrieve the message that you wish to change.
3. Change the **Val Status** field to the appropriate value—ERROR or ERROR_LINK for an error message or WARNING or WARNING_LINK for a warning message.



Note: Messages with a **Val Status** containing “LINK” are used only with those areas of the application that contain message links back to the window.

ARCHIVING/RESTORING MESSAGES

In order to maintain messages when moving from a test environment to a production environment or when migrating to a newer version of an application, it is recommended that the messages be archived. The following steps describe how to archive/restore messages using the standalone Archive/Restore utility. Refer to the *Archive and Restore* document in *Volume II: TradeSphere Architecture Tools* on your Documentation CD for additional information on this utility.

Archiving Messages

1. Start the standalone Archive utility and connect to the appropriate application database.
2. Select the **ts_msg** table from the **Source Tables** column and move it to the **Selected Tables** column.
3. Highlight the **ts_msg** table in the **Selected Tables** column and click *Set Table Info*.
4. Add the following to the **Where Clause** prompt:

```
ts_msg.set_id = <set_id> and ts_msg.msg_id = <msg_id>
```

Where <set_id> is the **Set ID** of the message to archive and <msg_id> is the **Message ID** of the message to archive.

Example:

If message 1 of set 50004 is archived, the where clause would be:

```
ts_msg.set_id = 50004 and ts_msg.msg_id = 1
```

5. Click *Archive* and enter the name and location of the message archive. It is recommended to use a naming convention of <set_id>_<msg_id>.tbl for the archives. Pad the <msg_id> portion with zeros.

Example:

If message 1 of set 50004 is archived the filename would be 50004_0001.tbl.

Restoring Messages

1. Start the standalone Restore utility and connect to the appropriate application database.
2. Click *Select File* and select the archive file containing the message you want to restore.
3. Select both the `ts_msg` and `ts_msg_cat` tables and moved them to the **Selected Tables** column.
4. Click *Restore*.

STORAGE REQUIREMENTS BY MESSAGE TYPE

Message Type and Associated Val Status

Message Type	Val Status
Standard Alert Message	ERROR
Standard Link to Field Routine-Generated Message	ERROR_LINK
Standard Routine-Generated Message	ERROR
Summary Routine-Generated Message with Link	ERROR_SUM_LINK
Summary Routine-Generated Message	ERROR_SUM
Triggered Routine-Generated Message <must exist with Instigator message>	REVIEW_ITEM
Instigator of Triggered Routine-Generated Message <must exist with Triggered message>	REVIEW
Action Item Messages	ACTION_ITEM
Warning message – no user action required to “Pass”	WARNING
Warning message with link – no user action required to “Pass”	WARNING_LINK


Required Fields: All Message Types

- Set ID
- Message ID
- Val Status
- Msg Category
- Language Code
- Message

Detailed Message Catalog Input Descriptions/Samples

Standard Alert Messages – Errors and Warnings

The Standard Alert Messages are global alert messages with a **Set ID** of 6100 and are from a specific application **Set ID**, such as **Set ID** 50000 for TradeSphere Broker-US-specific functionality.

 **Note:** The samples used below are random and may not apply to any specific application.


Key: R-O-N/A represent the following: R=Required, O=Optional, N/A=Not applicable

Field Label	R-O-N/A	Sample	Note
Set ID	R	55000	
Message ID	R	275	
HTML Page	N/A		
Val Status	R	ERROR	Logic may not always require Val Status to be populated, but it may be critical for verifying data.
Table Name	N/A		
HTML Table Name	N/A		
Widget Name	N/A		
Window Page	N/A		
Alternate Msg Id/Text	N/A		
Alternate Msg Indicator 1	N/A		
Msg Location	O	Avcat/Product/Prod ID	This does not apply for a global message, but may be useful for specific windows.
Msg Category	R	AVCATUIDutyManager	
Msg Condition	N/A		
Fix Table	N/A		
Fix Field	N/A		
Language Code	R	en_us	

Field Label	R-O-N/A	Sample	Note
Message	R	ERROR: Product: %1 (%2) is invalid. Select valid one from pop-up.	
Message Abbreviation	O		

Standard Link To Field Routine-Generated Messages – Errors and Warnings

The standard Link To Field messages are usually application-specific and have a **Set ID** for that application, such as a **Set ID** for 50000 for Broker-US-specific functionality. The Link To Field messages are only functional if they are explicitly coded for in the application. For example, in Broker-US, the only area that uses these types of messages is within Save and Validate.

 **Note:** The samples used below are random and may not apply to any specific application.

Key: R-O-N/A represent the following: R=Required, O=Optional, N/A=Not applicable

Field Label	R-O-N/A	Sample
Set ID	R	55000
Message ID	R	275
HTML Page	R	VasteraItemsWindow.html
Val Status	R	ERROR_LINK
Table Name	R	ems_ent_ci_itm
HTML Table Name	N/A	
Widget Name	R	alt_spi
Window Page	N/A	
Alternate Msg Id/Text	N/A	
Alternate Msg Indicator 1	O	
Msg Location	O	Main/Importer
Msg Category	R	EntrySummaryCargoRel
Msg Condition	O	
Fix Table	R	ems_ent_ptnr
Fix Field	R	ptnr_id
Language Code	R	en_us

Field Label	R-O-N/A	Sample
Message	R	ERROR: Product: %1 (%2) is invalid. Select valid one from pop-up.
Message Abbreviation	O	

Appendix A – Troubleshooting

This section provides a list of the issues that might arise, including references to the appropriate step(s) in the process that deal with that problem.



Note: **There are no issues at this time of publication.**

Problem	Description

Appendix B – Trackers/Version

If this document is amended as a result of Trackers relating to document inaccuracies, the associated Trackers are listed in this section. As the document is republished, it can receive a new Version Number, which will also be listed in this section.



Note: There are no associated Trackers at the time of publication.

Tracker Number	Description

Index

A

Archive Messages 7

M

Message Catalog
 Maintenance 2
 Archive Messages 7
 Message Catalog Window 2
 Accessing 2
 Contents 3
 Message Type, change 7
 Restore Messages 7
 Storage Requirements 8
 Message Catalog Window 2
 Accessing 2
 Contents 3

Menu Item, Add 2
 Message Type, change 7

R

Restore Messages 7

S

Storage Requirements 8
 Required Fields 8
 Standard Alert Messages 9
 Standard Link To Field Messages 10

T

Trackers/Version 13
 Troubleshooting 12